

NARAYANA'S
SENSATIONAL SUCCESS
ACROSS INDIA

7 Students Secured **100 Percentile**
in All India JEE Main-2020

BELOW 10
21
RANKS
All Cat

BELOW 100
113
RANKS
All Cat



M LIKHITH REDDY
HT No. TL0305724

SHIVA KRISHNA
HT No. TL01330751

TANUJA
HT No. TL01327005

SWAYAM CHUBE
HT No. MR16303069

HARSHVARDHAN AGARWAL
HT No. HR09300789

YESHASH CHANDRA
HT No. TL02305081

PARTH DWIVEDI
AppL No. 200310166791

ADMISSIONS OPEN (2020-21)

OUR REGULAR CLASSROOM PROGRAMME

One Year Classroom Program
JEE/NEET-2021
(for students moving from XI to XII)

Two Year Classroom Program
JEE/NEET-2022
(for students moving from X to XI)

Three Year Integrated Classroom Program
JEE/NEET-2023
(for students moving from IX to X)

Four Year Integrated Classroom Program
JEE/NEET-2024
(for students moving from VIII to IX)

FOUNDATION PROGRAMMES
For NTSE, NSEJS, JSTSE,
Olympiads & School/Board Exams
(for students moving to
Class VI, VII, VIII, IX & X)

APEX BATCH
Two years school Integrated
Classroom Program - 2022
For JEE Main & Advance / NEET (for XI Studying Students)
Course Feature - Complete Coverage of CBSE - Regular Classes - Weekly Test & Regular Analysis - Lab Facility
- Motivation & Counseling - Competitive Exam Prep. - Ample time for self study

- ❑ **Online Classes for IIT/NEET/Foundation/Olympiads**
 - Access Recording of Past Classes on n-Learn App
 - Online Parent Teacher Meeting
 - Personalized Extra Classes & Live Doubt Solving
 - Hybrid/Customized Classroom model
 - Video Solution of Weekly/Fortnightly Test
 - Printed Study Material will be sent by us
 - n-Learn App
 - Counselling Motivational sessions
 - Affordable Fee
 - Doubt Classes / Practice Classes
 - Provision to Convert from online to regular classroom programme
 - Once Classes resume by just paying nominal fee

- ❑ **Online Test**
 - Micro & Macro Analysis
 - Relative performance (All India Ranking)
 - Question wise Analysis
 - Unlimited Practice Test
 - Grand Test

NARAYANA
Digital
Classes
STUDY ONLINE FROM HOME

For Class
7th to 12th +



JEE-MAIN-2021

MARCH ATTEMPT

18.03.21_SHIFT - II

THE NARAYANA GROUP

MATHEMATICS

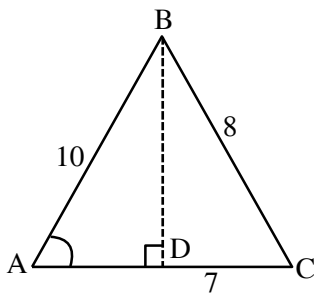
MATHEMATICS

1. In a ΔABC $|\overline{AB}| = 10$, $|\overline{BC}| = 8$, $|\overline{CA}| = 7$, then projection of \overline{AB} on \overline{AC} is

- (1) $\frac{72}{73}$ (2) $\frac{85}{73}$ (3) $\frac{85}{14}$ (4) $\frac{14}{85}$

Ans. (3)

Sol. $\cos A = \frac{10^2 + 7^2 - 8^2}{2 \cdot 10 \cdot 7}$



Projection of AB on AC = $10 \cos A$

$$\Rightarrow 10 \cdot \frac{85}{140} = \frac{85}{14}$$

2. If $15 \sin^4 \theta + 10 \cos^4 \theta = 6$ then find the value of $8 \operatorname{cosec}^6 \theta + 27 \sec^6 \theta$

- (1) 150 (2) 250 (3) 350 (4) 450

Ans. (2)

Sol. $15 \sin^4 \theta + 10 \cos^4 \theta = 6$

$$\Rightarrow 15 \sin^4 \theta + 10 (1 - \sin^2 \theta)^2 = 6$$

$$\Rightarrow 25 \sin^4 \theta - 20 \sin^2 \theta + 4 = 0$$

$$\Rightarrow (5 \sin^2 \theta - 2)^2 = 0 \Rightarrow \sin^2 \theta = \frac{2}{5}, \cos^2 \theta = \frac{3}{5}$$

$$\text{Now } 27 \operatorname{cosec}^6 \theta + 8 \sec^6 \theta = 27 \left(\frac{125}{27} \right) + 8 \left(\frac{125}{8} \right) = 250$$

3. In a series of '2n' observation, half are (a) and other half are (-a) if 'b' is added in all the observation then the mean and S.D. of new series are '5' and '20' respectively then find the value of $a^2 + b^2$

- (1) 450 (2) 480 (3) 475 (4) 425

Ans. (4)

Sol. Given series
 (a, a, a n times), (-a, -a, -a n times)

$$\text{now } \bar{x} = \frac{\sum x_i}{2n} = 0$$

as $x_i \rightarrow x_i + b$

then $\bar{x} \rightarrow \bar{x} + b$

$$\text{So, } \bar{x} + b = 5 \Rightarrow b = 5$$

no. change in S.D. due to change in origin

$$\sigma = \sqrt{\frac{\sum x_i^2}{2n} - (\bar{x})^2} = \sqrt{\frac{2na^2}{2n} - 0}$$

$$20 = \sqrt{a^2} \Rightarrow a = 20$$

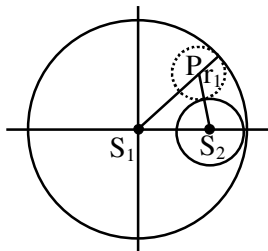
$$a^2 + b^2 = 425$$

4. Let the circle are $S_1 : x^2 + y^2 = 9$, $S_2 : (x - 2)^2 + y^2 = 1$. The locus of the center of the circle which touches S_1 internally and S_2 externally always passes through a point

- (1) (3, 0) (2) $(\sqrt{3}, 1)$ (3) (4, 0) (4) (-3, 0)

Ans. (1)

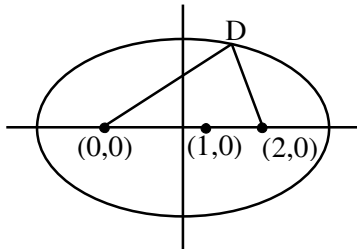
Sol. $PS_1 = 3 - r_1$



$$PS_2 = 1 + r_1$$

$$PS_1 + PS_2 = 4$$

so locus is ellipse & $2a = 4 \Rightarrow a = 2$ & $2ae = 2$



$$\text{Equation of Ellipse is } \frac{(x-1)^2}{2^2} + \frac{y^2}{3} = 1 \Rightarrow e = \frac{1}{2}$$

$$\Rightarrow b^2 = 3$$

(3, 0) satisfied it

5. If $g(x) = \int_0^x f(t)dt$ a here $f(x)$ is a continuous function on $[0,3]$ such that $\forall x \in [0,1]$, $f(x)$ has ranges $\left[\frac{1}{3}, 1\right]$ & $\forall x \in (1,3]$, $f(x)$ has ranges $\left[0, \frac{1}{2}\right]$. Then the maximum range in which $g(3)$ can lie is
- (1) $\left[\frac{1}{3}, 2\right]$ (2) $(1,2)$ (3) $\left[\frac{5}{6}, 3\right]$ (4) $\left[1, \frac{4}{3}\right]$

Ans. (1)

Sol. $\int_0^1 \frac{1}{3} dt + \int_1^3 0 dt < g(3) < \int_0^1 1 dt + \int_1^3 \frac{1}{2} dt$

$$\frac{1}{3} < g(3) < 2$$

6. An experiment is performed 5 times. The probability of 1 success is 0.4096 & probability of 2 success is 0.2048, find the probability of 3 success.
- (1) $\frac{32}{125}$ (2) $\frac{16}{125}$ (3) $\frac{16}{25}$ (4) $\frac{32}{225}$

Ans. (1)

Sol. ${}^5C_1 \cdot p^1 \cdot q^4 = 0.4096$
 $\Rightarrow 5pq^4 = 0.4096 \dots\dots(i)$
 ${}^5C_2 \cdot p^2 \cdot q^3 = 0.2048$
 $\Rightarrow 10p^2q^3 = 0.2048 \dots\dots(ii)$
 $(i) \div (ii) \Rightarrow \frac{q}{2p} = 2 \Rightarrow q = 4p$
 $p + q = 1 \Rightarrow p = \frac{1}{5}, q = \frac{4}{5}$
 $p(3 \text{ sum}) = {}^5C_3 \left(\frac{1}{5}\right)^3 \cdot \left(\frac{4}{5}\right)^2 = 10 \times \frac{1}{125} \times \frac{16}{25} = \frac{16 \times 2}{125} = \frac{32}{125}$

7. Let S_n denotes sum of first 'n' terms of an A.P. such that $S_{4n} - S_{2n} = 1000$, then the value of S_{6n} is
- (1) 1000 (2) 3000 (3) 5000 (4) 7000

Ans. (2)

Sol. $S_{4n} - S_{2n} = 1000$
 $\Rightarrow \frac{4n}{2}(2a + (4n - 1)d) - \frac{2n}{2}(2a + (2n - 1)d) = 1000$
 $\Rightarrow 2an + 6n^2d - nd = 1000$
 $\Rightarrow \frac{6n}{2}(2a + (6n - 1)d) = 3000$
 $\therefore S_{6n} = 1000$

8. Which of following is a tautology

(1) $((p \rightarrow q) \wedge \sim q) \rightarrow p \wedge q$

(2) $((p \rightarrow q) \wedge \sim q) \rightarrow p$

(3) $((p \rightarrow q) \wedge \sim q) \rightarrow q$

(4) $((p \rightarrow q) \wedge \sim q) \rightarrow \sim q$

Ans. (4)

Sol. (A) $\{(\sim p \vee q) \wedge \sim q\} \rightarrow (p \wedge q)$

$$= (\sim p \wedge \sim q) \rightarrow (p \wedge q)$$

$$= \sim(p \vee q) \rightarrow (p \wedge q)$$

$$= (p \vee q) \vee (p \wedge q)$$

$$= (p \vee q)$$

(B) $(p \vee q) \vee p \equiv p \vee q$

(C) $(p \vee q) \vee q \equiv p \vee q$

(D) $(p \vee q) \vee \sim p \equiv t$

9. If system of equation $4x - \lambda y + 2z = 0$, $2x + 2y + z = 0$, $\mu x + 2y + 3z = 0$, has non trivial solution than.

(1) $\lambda = 6, \mu = 2$

(2) $\mu = 6, \lambda \in \mathbb{R}$

(3) $\mu = 5, \lambda \in \mathbb{R}$

(4) None of these

Ans. (2)

Sol.
$$\begin{vmatrix} 4 & -\lambda & 2 \\ 2 & 2 & 1 \\ \mu & 2 & 3 \end{vmatrix} = 0$$

$$\Rightarrow 4(4) + 1(6 - \mu) + 2(4 - 2\mu) = 0$$

$$\Rightarrow 16 + 6\lambda - \lambda\mu + 8 - 4\mu = 0$$

$$\Rightarrow \lambda = 6, \mu \in \mathbb{R}$$

10. Find the area bounded by the curve $4y^2 = x^2(x - 4)(2 - x)$

(1) $\frac{3\pi}{8}$

(2) $\frac{\pi}{4}$

(3) $\frac{3\pi}{2}$

(4) $\frac{3\pi}{4}$

Ans. (3)

Sol. $4y^2 = x^2(x - 4)(2 - x)$

is defined for $x \in [2, 4] \cup \{0\}$

$$2|y| = |x|\sqrt{(x - 4)(2 - x)} = |x|\sqrt{-x^2 + 6x - 8}$$

$$x \geq 0$$

$$2|y| = x\sqrt{1 - (x - 3)^2}$$

$$A = -2 \int_2^4 \frac{x}{2} \sqrt{1 - (x - 3)^2} dx$$

$$= - \int_2^4 (6 - 2x - 6)\sqrt{1 - (x - 3)^2} dx = - \int_2^4 (6 - 2x)\sqrt{1 - (x - 3)^2} dx + 3 \int_2^4 \sqrt{1 - (x - 3)^2} dx$$

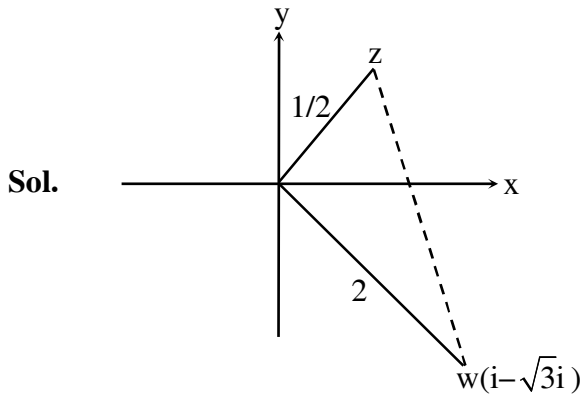
$$= \left[\left(\frac{2}{3} ((x - 4)(2 - x))^{3/2} \right)_2^4 + 3 \frac{x - 3}{2} \sqrt{(x - 4)(2 - x)} + \frac{1}{2} \sin^{-1}(x - 3) \right]_2^4$$

$$A = \frac{3\pi}{2}$$

11. Let $\omega = 1 - \sqrt{3}i$; $|z\omega| = 1$ and $\arg(z) - \arg(\omega) = \frac{\pi}{2}$, then area of the triangle formed by the points w, z and origin is

- (1) $\frac{1}{4}$ (2) $\frac{1}{2}$ (3) 1 (4) 2

Ans. (2)



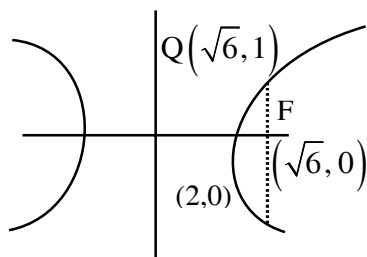
$$\begin{aligned} \text{Area of } \Delta woz &= \frac{1}{2} \times 2 \times \frac{1}{2} \\ &= \frac{1}{2} \end{aligned}$$

12. Let the curve is $x^2 - 2y^2 = 4$. Tangent drawn at $P(4, \sqrt{6})$ cuts the x-axis at R. and latus rectum at $Q(x_1, y_1)$ ($x_1 > 0$), F be focus nearest to P. Area of ΔQPF

- (1) $2 - \frac{\sqrt{6}}{7}$ (2) $2 - \frac{\sqrt{6}}{2}$ (3) $\frac{3}{2}$ (4) $\frac{\sqrt{6}}{2}$

Ans. (2)

Sol. $\frac{x^2}{4} - \frac{y^2}{2} = 1$



$$\begin{aligned} e^2 &= 1 + \frac{2}{4} = \frac{3}{2} \\ \Rightarrow e &= \sqrt{\frac{3}{2}} \\ F(\sqrt{6}, 0), Q(\sqrt{6}, 1), P(4, \sqrt{6}) \\ \text{Area } (\Delta QPF) &= \frac{4 - \sqrt{6}}{2} \end{aligned}$$

13. If $\frac{dy}{dx} = (y + 1) \left[(y + 1)e^{\frac{x^2}{2}} - x \right]$, $y(0) = 2$, then $y'(1)$ is equal to

- (1) $\frac{15}{4\sqrt{e}}$ (2) $\frac{13}{2\sqrt{e}}$ (3) $\frac{15}{7\sqrt{e}}$ (4) $\frac{17}{4\sqrt{e}}$

Ans. (1)

Sol. $\frac{dy}{dx} + (y + 1)x = (y + 1)^2 e^{\frac{x^2}{2}}$

$$(y + 1)^{-2} \frac{dy}{dx} + (y + 1)^{-1} x = e^{\frac{x^2}{2}}$$

Put $(y + 1)^{-1} = z \Rightarrow -\frac{dy}{(y+1)^2} = dz$

$$\Rightarrow -\frac{dz}{dx} + zx = e^{\frac{x^2}{2}} \Rightarrow \frac{dz}{dx} + (-x)z = -e^{\frac{x^2}{2}}$$

I.F. = $e^{\int -x dx} = e^{-\frac{x^2}{2}}$

Solution is $\left(e^{-\frac{x^2}{2}} \right) z = \int -e^{\frac{x^2}{2}} \times e^{-\frac{x^2}{2}} dx$

$$\Rightarrow \left(e^{-\frac{x^2}{2}} \right) (y + 1)^{-1} = -x + c$$

$$\frac{e^0}{2+1} = -0 + c \Rightarrow c = \frac{1}{3}$$

at $x = 1$, $\frac{e^{-\frac{1}{2}}}{y+1} = -1 + \frac{1}{3} = -\frac{2}{3}$

$$\Rightarrow \text{at } x = 1, y + 1 = -\frac{3}{2} e^{-\frac{1}{2}}$$

Now $\left(-\frac{3}{2} e^{-\frac{1}{2}} \right)^{-2} y'(1) + \left(-\frac{2}{3} \right) e^{1/2} = e^{1/2}$

$$\Rightarrow \frac{4}{9} e y'(1) = \frac{5}{3} e^{1/2} \Rightarrow y'(1) = \frac{15}{4\sqrt{e}}$$

14. The term independent of x in expansion of $\left(\frac{x+1}{x^{2/3} - x^{1/3} + 1} - \frac{x-1}{x - x^{1/2}} \right)^{10}$ is :

- (1) 4 (2) 120 (3) 210 (4) 310

Ans. (3)

Sol. $\left((x^{1/3} + 1) - \left(\frac{\sqrt{x} + 1}{\sqrt{x}} \right) \right)^{10}$

$(x^{1/3} - x^{-1/2})^{10}$

$T_{r+1} = {}^{10}C_r (x^{1/3})^{10-r} (-x^{-1/2})^r$

$\frac{10-r}{3} - \frac{r}{2} = 0 \Rightarrow 20 - 2r - 3r = 0$

$\Rightarrow r = 4$

$T_5 = {}^{10}C_4 = \frac{10 \times 9 \times 8 \times 7}{4 \times 3 \times 2 \times 1} = 210$

15. Let A and B are two square matrix of order n. A relation R is defined such that $R = \{(A, B) | A = P^{-1}BP \text{ for some invertible matrix } P\}$, then R is

- (1) equivalence (2) reflexive only
 (3) symmetric only (4) transitive only

Ans. (1)

Sol. for reflexive

$(A, A) \in R \Rightarrow A = P^{-1}AP$

which is true for $P = I$

\therefore reflexive

for symmetry

As $(A, B) \in R$ for matrix P

$A = P^{-1}BP \Rightarrow PA = PP^{-1}BP \Rightarrow PAP^{-1} = IBPP^{-1}$

$\Rightarrow PAP^{-1} = IB I \Rightarrow PAP^{-1} = B \Rightarrow B = PAP^{-1}$

$\therefore (B, A) \in R$ for matrix $P^{-1} \therefore R$ is symmetric

for transitivity

$A = P^{-1}BP \text{ and } B = P^{-1}CP \Rightarrow A = P^{-1}(P^{-1}CP)P$

$\Rightarrow A = (P^{-1})^2 CP^2 \Rightarrow A = (P^2)^{-1} C(P^2)$

$\therefore (A, C) \in R$ for matrix $P^2 \therefore R$ is transitive

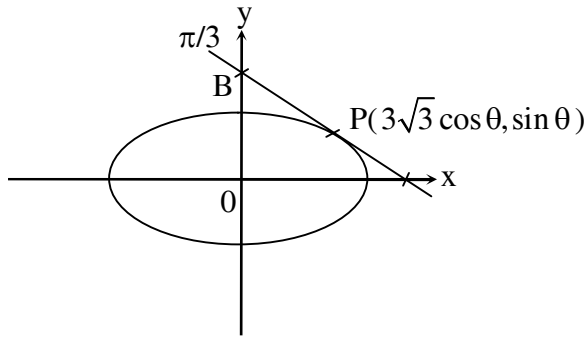
so R is equivalence

16. If tangent at a point $(3\sqrt{3}\cos\theta, \sin\theta)$ on a curve $\frac{x^2}{27} + y^2 = 1$ cuts intercept on coordinate axis then find the value of 'θ' for which the sum of intercept is minimum

- (1) $\frac{\pi}{2}$ (2) $\frac{\pi}{3}$ (3) $\frac{\pi}{6}$ (4) $\frac{\pi}{4}$

Ans. (3)

Sol.



Equation of tangent

$$\frac{x}{3\sqrt{3}} \cos \theta + y \sin \theta = 1$$

$$A\left(\frac{3\sqrt{3}}{\cos \theta}, 0\right), B\left(0, \frac{1}{\sin \theta}\right)$$

Now sum of intercept = $\frac{3\sqrt{3}}{\cos \theta} + \frac{1}{\sin \theta}$

$$y = 3\sqrt{3} \sec \theta + \operatorname{cosec} \theta$$

$$y' = 3\sqrt{3} \sec \theta \tan \theta - \operatorname{cosec} \theta \cot \theta$$

$$y' = 0 \Rightarrow \tan \theta = \frac{1}{\sqrt{3}}$$

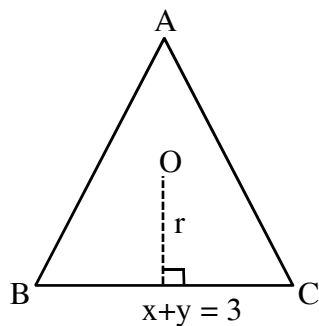
$$\theta = \frac{\pi}{6}$$

17. Centroid of an equilateral $\triangle ABC$ is origin and one of its side is $x + y = 3$ then the value of $R + r$ is

- (1) $\frac{9}{\sqrt{2}}$ (2) $\frac{7}{\sqrt{2}}$ (3) $\frac{5}{\sqrt{2}}$ (4) $5\sqrt{2}$

Ans. (1)

Sol. $r = \frac{3}{\sqrt{2}}$



$$R = 2r$$

$$R + r = 3r = \frac{9}{\sqrt{2}}$$

18. Let $f : \mathbb{R} - \{3\} \rightarrow \mathbb{R} - \{1\}$; $f(x) = \frac{x-2}{x-3}$ and $g : \mathbb{R} \rightarrow \mathbb{R}$; $g(x) = 2x - 3$ and $f^{-1}(x) + g^{-1}(x) = \frac{13}{2}$.

Then sum of all values of x is

- (1) 2 (2) 3 (3) 5 (4) 7

Ans. (3)

Sol. $f^{-1}(x) + g^{-1}(x) = \frac{13}{2}$

$$\Rightarrow \frac{3x-2}{x-1} + \frac{x+3}{2} = \frac{13}{2}$$

$$\Rightarrow 2(3x-2) + (x-1)(x+3) = 13(x-1)$$

$$\Rightarrow x^2 - 5x + 6 = 0$$

$$\Rightarrow x = 2 \text{ or } 3$$

19. If $x dy - y dx = \sqrt{x^2 - y^2} dx$, $y(1) = 0$ and the area bounded by $y = f(x)$, $y = 0$, $x = 1$ and $x = e^\pi$ is $(\alpha e^{2\pi} + \beta)$ find $10(\alpha + \beta)$.

Ans. 4.0

Sol. $x dy - y dx = \sqrt{x^2 - y^2} dx \Rightarrow \frac{x dy - y dx}{x^2} = \frac{1}{x} \sqrt{1 - \frac{y^2}{x^2}} dx \Rightarrow \int \frac{d\left(\frac{x}{y}\right)}{\sqrt{1 - \left(\frac{y}{x}\right)^2}} = \int \frac{dx}{x}$

$$\Rightarrow \sin^{-1}\left(\frac{y}{x}\right) = \ln|x| + c$$

at $x = 1, y = 0 \Rightarrow c = 0$

$$y = x \sin(\ln x)$$

$$A = \int_1^{e^\pi} x \sin(\ln x) dx$$

$$x = e^t, dx = e^t dt = \int_0^\pi e^{2t} \sin(t) dt$$

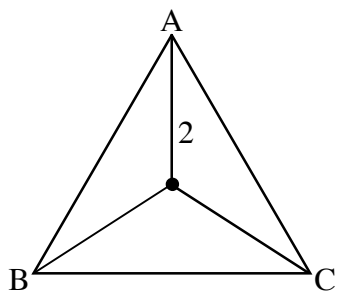
$$\alpha e^{2\pi} + \beta = \left(\frac{e^{2t}}{5} (2 \sin t - \cos t) \right)_0^\pi = \frac{1 + e^{2\pi}}{5}$$

$$\alpha = \frac{1}{5}, \beta = \frac{1}{5} \text{ so } 10(\alpha + \beta) = 4$$

- 20.** In a ΔABC whose circum radius is 2. A pole standing inside the ΔABC and angle of elevation of top of the pole from points A, B, C is 60° then find height of pole

Ans. 3.464

Sol.



$$\tan 60^\circ = \frac{h}{2} \Rightarrow h = 2\sqrt{3}$$

- 21.** Let $Q(x) = f(x^3) + xg(x^3)$ and $Q(x)$ is divisible by $x^2 + x + 1$, then find value of $Q(1)$

Ans. 0

Sol. roots of $x^2 + x + 1$ are ω and ω^2 now

$$Q(\omega) = f(1) + \omega g(1) = 0$$

$$Q(\omega^2) = f(1) + \omega^2 g(1) = 0$$

$$\text{add} \Rightarrow 2f(1) - g(1) = 0 ; g(1) = 2f(1) \Rightarrow f(1) = g(1) = 0$$

$$Q(1) = f(1) + g(1) = 0 + 0 = 0$$

- 22.** If $P = \begin{bmatrix} 2 & -1 \\ 5 & -3 \end{bmatrix}$ and $P^n = 5I = 8P$ then value of n is

Ans. 6

Sol.
$$P^2 = \begin{bmatrix} 2 & -1 \\ 5 & -3 \end{bmatrix} \begin{bmatrix} 2 & -1 \\ 5 & -3 \end{bmatrix} = \begin{bmatrix} -1 & 1 \\ -5 & 4 \end{bmatrix}$$

$$P^4 = \begin{bmatrix} -1 & 1 \\ -5 & 4 \end{bmatrix} \begin{bmatrix} -1 & 1 \\ -5 & 4 \end{bmatrix} = \begin{bmatrix} -4 & 3 \\ -15 & 11 \end{bmatrix}$$

$$P^6 = \begin{bmatrix} -4 & 3 \\ -15 & 11 \end{bmatrix} \begin{bmatrix} -1 & 1 \\ -5 & 4 \end{bmatrix} = \begin{bmatrix} -11 & 8 \\ -40 & 29 \end{bmatrix}$$

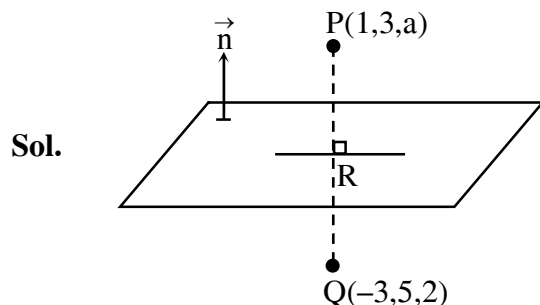
and

$$5I - 8P = \begin{bmatrix} 5 & 0 \\ 0 & 5 \end{bmatrix} - 8 \begin{bmatrix} 2 & -1 \\ 5 & -3 \end{bmatrix} = \begin{bmatrix} -11 & 8 \\ -40 & 29 \end{bmatrix}$$

So $n = 6$

23. Image of point $(1, 3, a)$ in the plane $\vec{r} \cdot (2\hat{i} - \hat{j} + \hat{k}) - b = 0$ is $(-3, 5, 2)$ find $|a + b|$

Ans. 1



plane : $2x - y + z = b$

$R \equiv \left(-1, 4, \frac{a+2}{2}\right) \rightarrow$ on plane

$$\therefore -2 - 4 + \frac{a+2}{2} = b$$

$$\Rightarrow a + 2 = 2b + 12 \Rightarrow a = 2b + 10 \quad \dots\dots (i)$$

$$\langle PQ \rangle = \langle 4, -2, a - 2 \rangle$$

$$\therefore \frac{2}{4} = \frac{-1}{-2} = \frac{1}{a-2} \Rightarrow a - 2 = 2 \Rightarrow a = 4, b = -3$$

$$\therefore |a + b| = 1$$

24. Let $f(x) = \begin{cases} \frac{\sin(a+1)x + \sin(2x)}{2(x)} & x < 0 \\ b & x = 0 \\ \frac{\sqrt{x - bx^3} - \sqrt{x}}{bx^{5/2}} & x > 0 \end{cases}$, $f(x)$ is continuous at $x = 0$, then $|a + b|$ is equal

Ans. 4.5

Sol. LHL = $\frac{(a+1)}{2} + 1 = b = f(0)$

$$\Rightarrow 2b = a + 3 \quad \dots\dots(i)$$

$$\text{RHL} = \lim_{x \rightarrow 0^+} \frac{\sqrt{1 - bx^2} - 1}{bx^2}$$

$$= \lim_{x \rightarrow 0^+} \frac{-bx^2}{bx^2(\sqrt{1 - bx^2} + 1)}$$

$$= -\frac{1}{2}$$

$$\therefore b = -\frac{1}{2} \Rightarrow a = -4$$

$$|a + b| = \frac{9}{2}$$

25. If $\sum_{k=0}^{10} (2^k + 3)^{10} C_k = \alpha \cdot 2^{10} + \beta \cdot 3^{10}$ then value of $\alpha + \beta$

Ans. 4

Sol. $\sum_{k=0}^{10} {}^{10}C_k 2^k + \sum_{k=0}^{10} 3 \cdot {}^{10}C_k$
 $3^{10} + 2 \cdot 2^{10} \Rightarrow \alpha = 3, \beta = 1 \Rightarrow \alpha + \beta = 4$

26. Let $f(x)$ is a differentiable function $\forall x \in \mathbb{R}$ such that $f(x + y) = f(x) \cdot f(y)$ and $f'(0) = 3$ then

$\lim_{x \rightarrow 0} \frac{f(x) - 1}{x}$ is equal to

Ans. 3

Sol. If $f(x + y) = f(x) \cdot f(y)$ & $f'(0) = 3$ then

$$f(x) = a^x \Rightarrow f'(x) = a^x \ln a$$

$$\Rightarrow f'(0) = \ln a = 3 \Rightarrow a = e^3$$

$$\Rightarrow f(x) = (e^3)^x = e^{3x}$$

$$\lim_{x \rightarrow 0} \frac{f(x) - 1}{x} = \lim_{x \rightarrow 0} \left(\frac{e^{3x} - 1}{3x} \times 3 \right) = 1 \times 3 = 3$$

27. Let $f(x)$ be a cubic polynomial such that it has maxima at $x = -1$, minima at $x = 1$, $\int_{-1}^1 f(x) dx = 18$,

$f(2) = 10$ find sum of coefficient of $f(x)$.

Ans. 8

Sol. $f'(x) = k(x+1)(x-1)$

$$\therefore f(x) = \frac{kx^3}{3} - kx + C$$

$$f(2) = 10 = \frac{8k}{3} - k + C \quad \dots(i)$$

$$\int_{-1}^1 f(x) dx = 18 \Rightarrow \int_{-1}^1 \left(k \left(\frac{x^3}{3} - x \right) + C \right) dx = 18$$

$$\Rightarrow 0 + 2C = 18 \Rightarrow C = 9$$

$$\therefore 1 = \frac{2k}{3} \Rightarrow k = \frac{3}{2} \quad \dots(\text{from (i)})$$

$$\therefore f(x) = \frac{x^3}{2} - \frac{3}{2}x + 9$$

Sum of co-efficient = $-1 + 9 = 8$